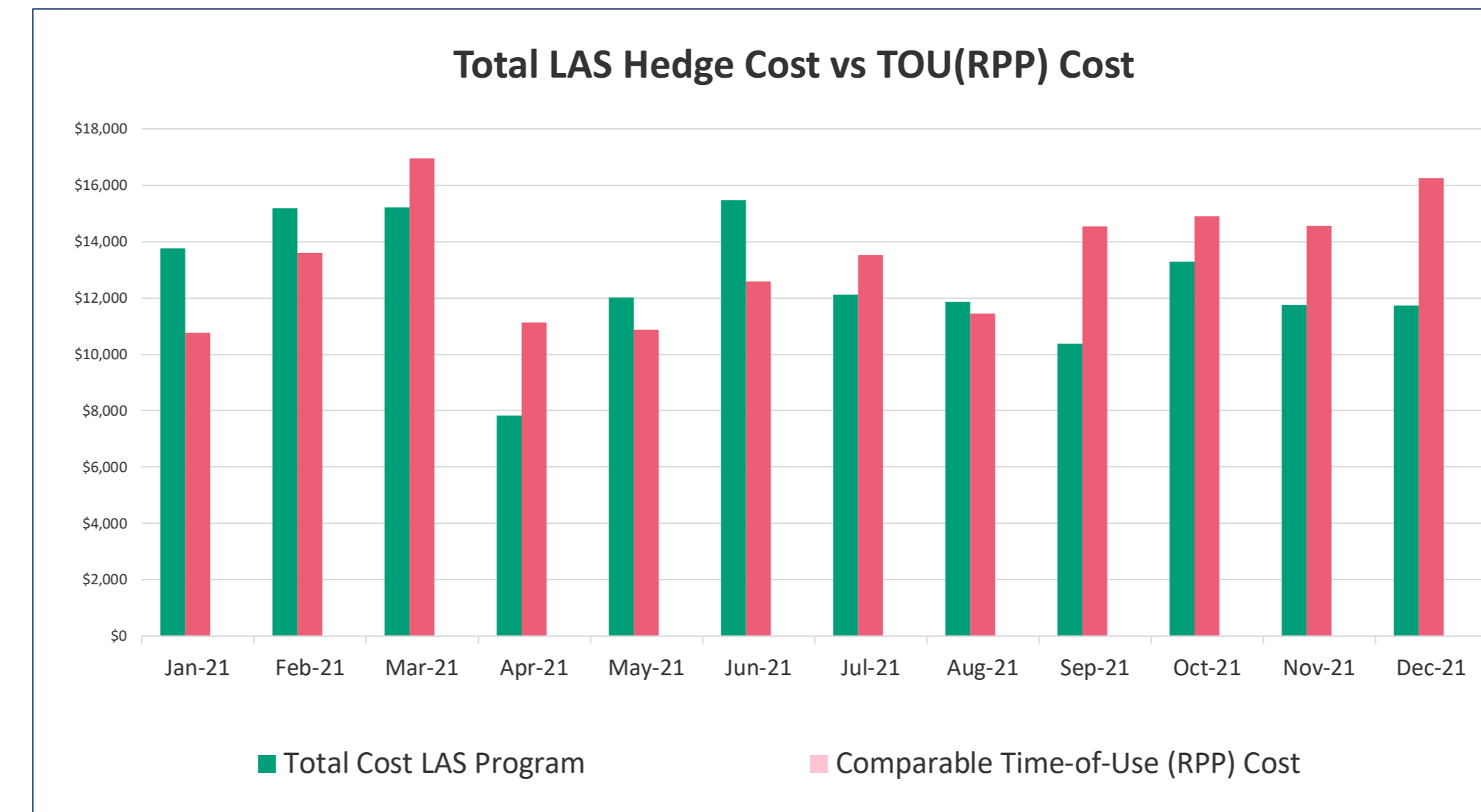
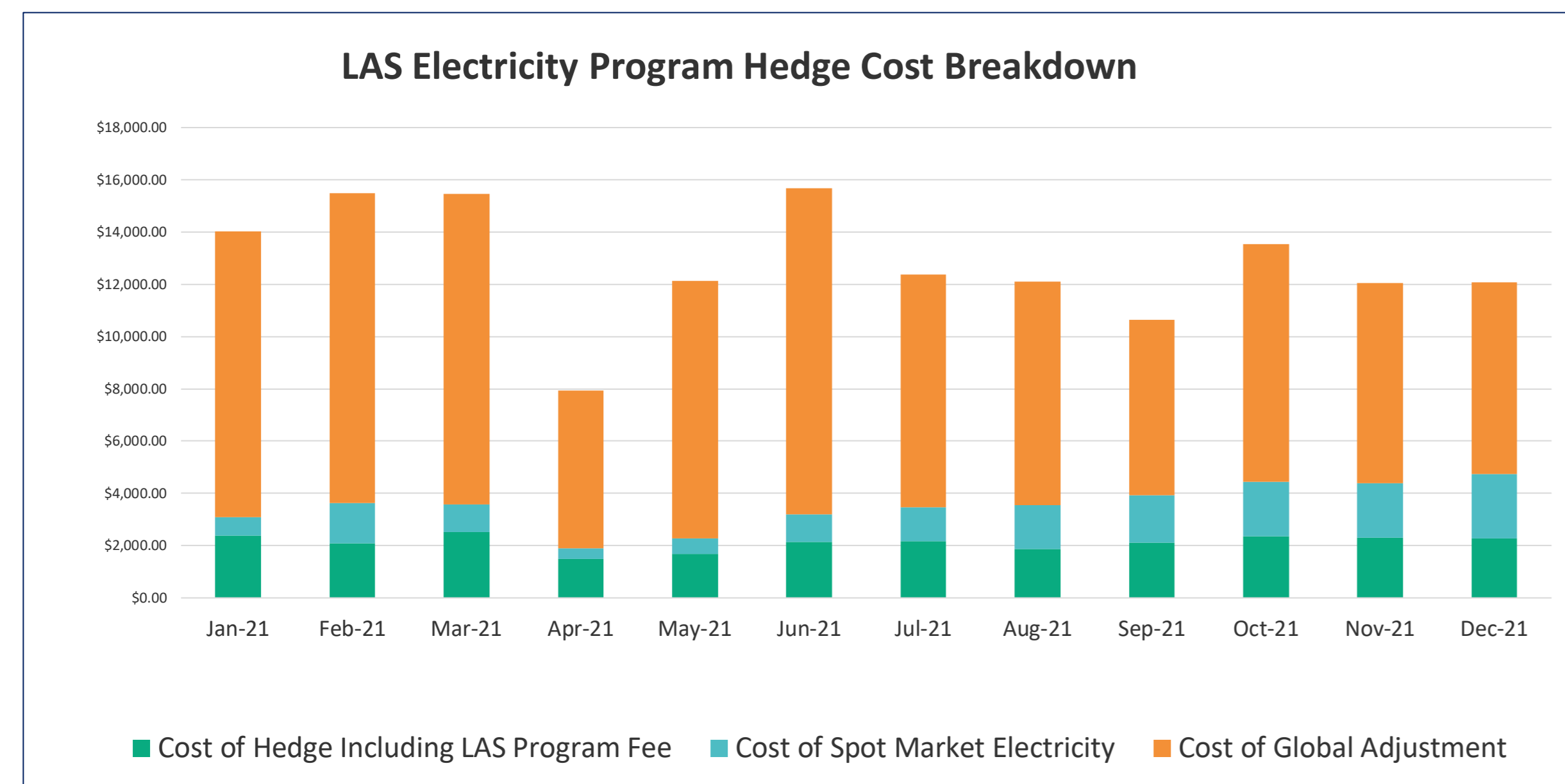
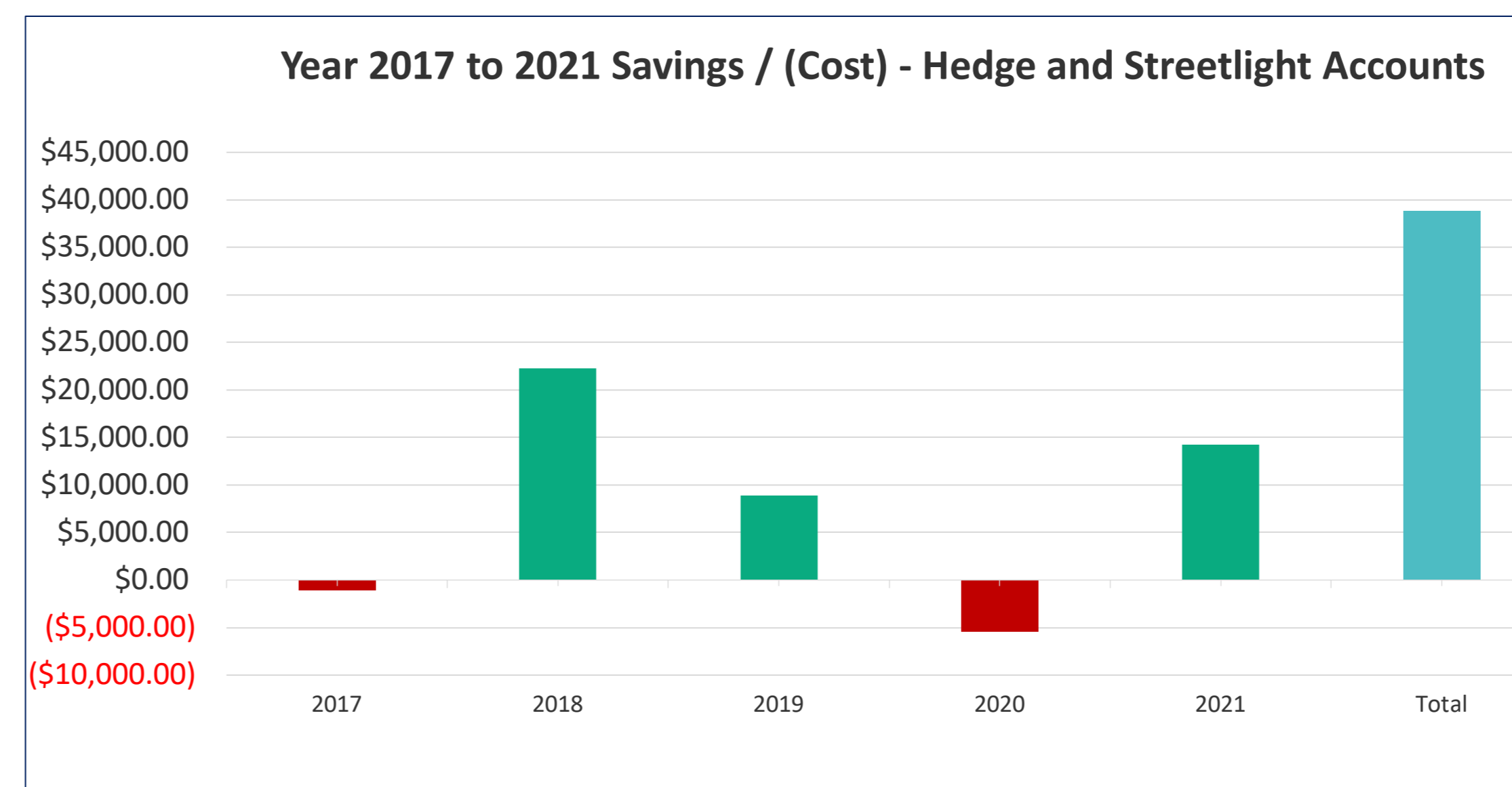
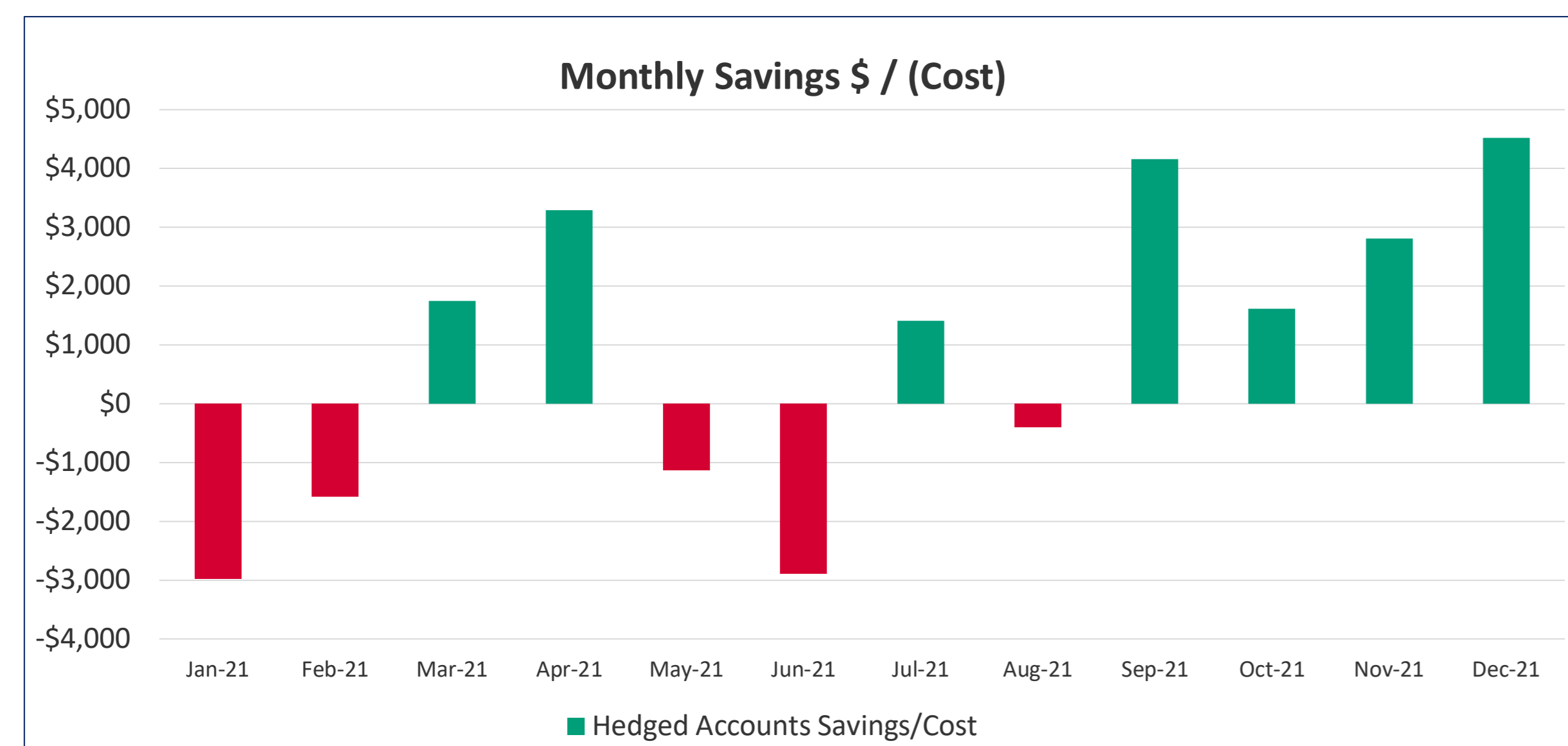


LAS Electricity Commodity Cost Review - Calendar Year 2021 Huron-Kinloss

Hedged Accounts	
Hedge	
64%	\$25,423
Spot Market	
36%	\$16,751
Global Adjustment	\$111,357
Loss Amount	-\$3,447
LAS Total	\$150,574
RPP / TOU Total	\$161,173
Annual Program Savings / (Cost)	\$10,598

Streetlight Accounts	
Spot Market	
100%	\$5,295
Global Adjustment	\$15,210
Loss Amount	-\$374
LAS Total	\$20,131
RPP Total	\$23,793
Annual Program Savings / (Cost)	\$3,662

	2021	5 Year
Total Savings %	8%	4%
Total Savings/Cost \$	\$14,260	\$38,861





Huron-Kinloss		LAS Electricity Commodity Cost Review Calendar Year 2021														
		Jan-21	Feb-21	Mar-21	Apr-21	May-21	Jun-21	Jul-21	Aug-21	Sep-21	Oct-21	Nov-21	Dec-21			
Hedged Accounts	Total Adjusted Usage (kWh) * See Note 1		137,318	130,249	161,985	106,659	108,656	125,974	135,340	114,394	144,655	148,088	144,750	161,675		
	Unadjusted / Metered Usage (kWh)		126,721	120,323	149,857	98,434	100,018	115,785	124,347	105,243	133,544	136,918	133,952	149,521		
	Enrolled Accounts		38	39	39	39	39	39	39	39	39	39	39	39		
	Hedge 64%	Hedge Price Including Program Fees (\$/kWh)	\$0.0246	\$0.0246	\$0.0246	\$0.0246	\$0.0246	\$0.0246	\$0.0246	\$0.0246	\$0.0246	\$0.0246	\$0.0246	\$0.0246		
		LAS Program Hedge (kWh)	97,189	84,773	102,580	60,590	68,520	86,576	88,360	75,636	86,289	96,195	93,157	91,896		
		\$25,423	Cost of Hedge Including LAS Program Fee		\$2,394.75	\$2,088.81	\$2,527.57	\$1,492.95	\$1,688.34	\$2,133.23	\$2,177.18	\$1,863.66	\$2,126.16	\$2,370.24	\$2,295.39	\$2,264.33
	Spot Market 36%	Weighted Avg. Spot Market Price (\$/kWh)	\$0.0174	\$0.0338	\$0.0176	\$0.0089	\$0.0146	\$0.0269	\$0.0276	\$0.0434	\$0.0307	\$0.0400	\$0.0404	\$0.0356		
		LAS Program Spot (kWh)	40,129	45,476	59,405	46,068	40,135	39,398	46,980	38,758	58,366	51,894	51,593	69,778		
		\$16,751	Cost of Spot Market Electricity		\$698.25	\$1,537.08	\$1,045.53	\$410.01	\$585.98	\$1,059.81	\$1,296.66	\$1,682.11	\$1,791.83	\$2,075.74	\$2,084.37	\$2,484.11
	Global Adjustment	Global Adjustment Market Charge (\$/kWh)	\$0.0862	\$0.0985	\$0.0794	\$0.0614	\$0.0985	\$0.1079	\$0.0716	\$0.0814	\$0.0504	\$0.0664	\$0.0573	\$0.0490		
Unadjusted / Metered Usage (kWh)		126,721	120,323	149,857	98,434	100,018	115,785	124,347	105,243	133,544	136,918	133,952	149,521			
	\$111,357	Cost of Global Adjustment		\$10,923.32	\$11,851.77	\$11,898.66	\$6,043.88	\$9,851.76	\$12,493.19	\$8,903.23	\$8,566.79	\$6,730.62	\$9,091.37	\$7,675.46	\$7,326.54	
Loss Amount	-\$3,447	Loss Amount (\$) - Line Loss Adjustment		-\$304.05	-\$332.84	-\$311.93	-\$148.28	-\$157.08	-\$246.82	-\$305.38	-\$302.71	-\$323.88	-\$301.67	-\$334.69	-\$377.23	
LAS Total	\$150,574	Total Cost LAS Program		\$13,752	\$15,186	\$15,201	\$7,839	\$12,010	\$15,480	\$12,113	\$11,851	\$10,366	\$13,277	\$11,761	\$11,739	
		Avg LAS Price per kWh (incl. GA)		\$0.1001	\$0.1166	\$0.0938	\$0.0735	\$0.1105	\$0.1229	\$0.0895	\$0.1036	\$0.0717	\$0.0897	\$0.0813	\$0.0726	
RPP , Time-of-Use	TOU Rate	\$0.09	\$0.11	\$0.11	\$0.11	\$0.11	\$0.11	\$0.11	\$0.11	\$0.11	\$0.11	\$0.11	\$0.11			
	Unadjusted / Metered Usage (kWh)	126,721	120,323	149,857	98,434	100,018	115,785	124,347	105,243	133,544	136,918	133,952	149,521			
RPP / TOU Total	\$161,173	Comparable Time-of-Use (RPP) Cost * See Note 2		\$10,771	\$13,611	\$16,953	\$11,135	\$10,879	\$12,595	\$13,526	\$11,448	\$14,526	\$14,893	\$14,571	\$16,264	
Hedged Accounts Annual Program Savings / (Cost)		\$10,598	Monthly Savings / (Cost)		-\$2,981	-\$1,574	\$1,752	\$3,296	-\$1,131	-\$2,886	\$1,413	-\$403	\$4,161	\$1,617	\$2,809	\$4,525
Streetlight Accounts	Total Usage (kWh)		21,407	19,520	19,197	16,607	16,353	15,198	15,419	16,903	17,225	19,662	20,268	21,035		
	Unadjusted / Metered Usage (kWh)		19,861	18,108	17,796	15,391	15,143	14,068	14,279	15,658	15,968	18,232	18,800	19,524		
	Enrolled Accounts		4	4	4	4	4	4	4	4	4	4	4	4		
	Spot Market	Average Spot Market Price - (\$/kWh) * See Note 3	\$0.02	\$0.03	\$0.02	\$0.01	\$0.01	\$0.01	\$0.02	\$0.03	\$0.02	\$0.03	\$0.04	\$0.04		
		Cost of Spot Purchase (Including LAS Program Fee)	\$349.46	\$612.50	\$338.43	\$161.85	\$175.54	\$221.54	\$356.24	\$522.07	\$427.32	\$619.28	\$734.68	\$775.72		
	Global Adjustment	\$15,210	Global Adjustment Market Charge (\$/kWh)		\$0.0862	\$0.0985	\$0.0794	\$0.0614	\$0.0985	\$0.1079	\$0.0716	\$0.0814	\$0.0504	\$0.0664	\$0.0573	\$0.0490
		-\$374	Unadjusted / Metered Usage (kWh)		19,861	18,108	17,796	15,391	15,143	14,068	14,279	15,658	15,968	18,232	18,800	19,524
	Loss Amount	-\$374	Cost of Global Adjustment		\$1,711.99	\$1,783.66	\$1,413.02	\$945.03	\$1,491.61	\$1,517.93	\$1,022.34	\$1,274.59	\$804.81	\$1,210.61	\$1,077.26	\$956.68
	LAS Total	\$20,131	Loss Amount (\$) - Line Loss Adjustment		-\$25.86	-\$44.14	-\$20.35	-\$10.29	-\$12.40	-\$17.64	-\$25.76	-\$37.92	-\$29.35	-\$46.19	-\$53.02	-\$50.74
			Total Cost LAS Program		\$2,036	\$2,352	\$1,731	\$1,097	\$1,655	\$1,722	\$1,353	\$1,759	\$1,203	\$1,784	\$1,759	\$1,682
		Avg LAS Price per kWh (incl. GA and LAS fee)		\$0.0951	\$0.1205	\$0.0902	\$0.0660	\$0.1012	\$0.1133	\$0.0877	\$0.1041	\$0.0698	\$0.0907	\$0.0868	\$0.0799	
RPP, Tiered	RPP Usage - Lower Tier Price (kWh)	2,135	2,091	2,144	2,078	2,135	2,123	2,098	2,126	2,078	2,135	2,120	2,080			
	RPP Usage - Higher Tier Price (kWh)	19,271	17,429	17,053	14,529	14,218	13,075	13,321	14,777	15,148	17,527	18,147	18,954			
	Lower Tier Price (\$ per kWh)	0.0850	0.0880	0.1010	0.1010	0.0980	0.0980	0.0980	0.0980	0.0980	0.0980	0.0980	0.0980			
	Higher Tier Price (\$ per kWh)	0.0850	0.0910	0.1180	0.1180	0.1150	0.1150	0.1150	0.1150	0.1150	0.1150	0.1150	0.1150			
RPP / Tiered Total	\$23,793	Comparable RPP Cost * See Note 4		\$1,820	\$1,770	\$2,229	\$1,924	\$1,844	\$1,712	\$1,738	\$1,908	\$1,946	\$2,225	\$2,295	\$2,384	
Streetlight Accounts Annual Program Savings / (Cost)		\$3,662	Monthly Savings / (Cost)		-\$216	-\$582	\$498	\$828	\$190	-\$10	\$385	\$149	\$743	\$441	\$536	\$702
Total Annual Program Savings / (Cost)		\$14,260														

Notes

- 1) We have assumed that all accounts are RPP/TOU eligible (i.e. under 250,000kWh/year consumption)
- 2) Time-of-use (TOU) rates used for each month are based on the rates for that month with the following split: 55% off-peak, 22.5% mid-peak, and 22.5% on-peak.
- 3) This price represents the average HOEP for the hours of operation of a typical streetlight account using an approved streetlight profile.
- 4) RPP rates for the period reviewed are: for January 2021 to February 22,2021 8.5/8.5 cents/kWh, for February 23,2021 to April 30,2021 10.1/11.8 cents/kWh and for May 1,2021 to December 31,2021 9.8/11.5 cents/kWh