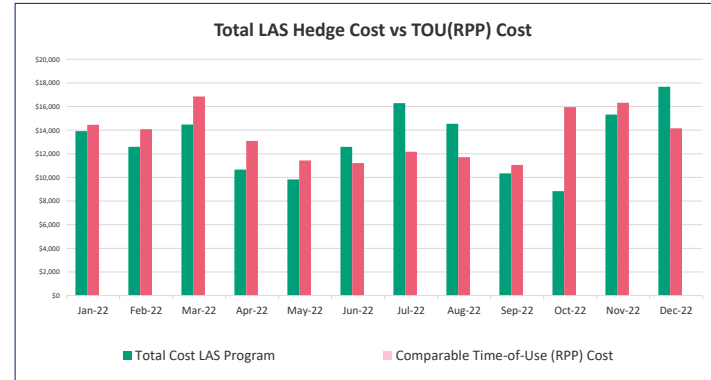
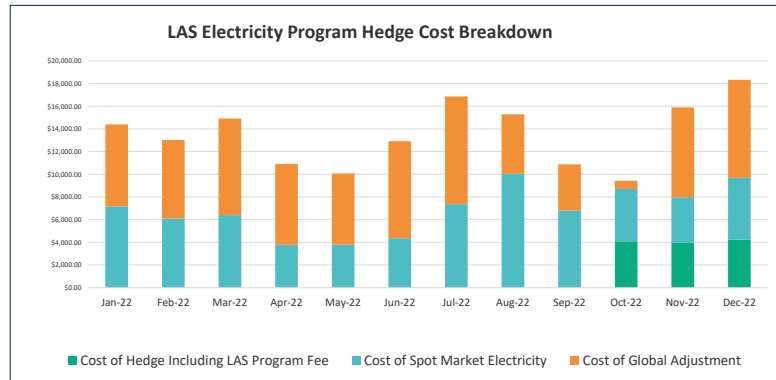
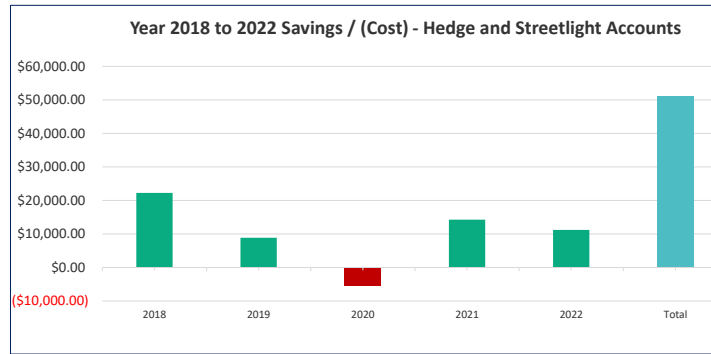
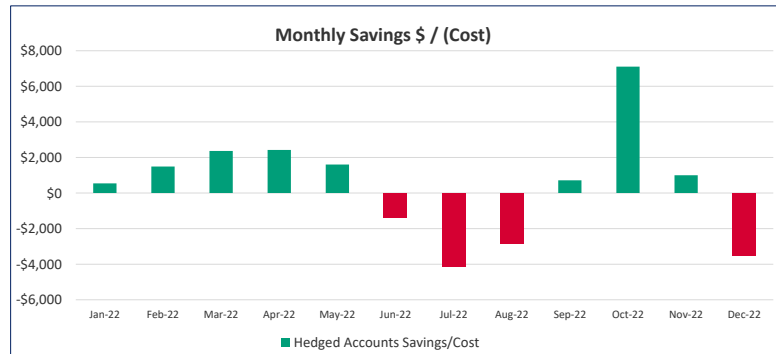


LAS Electricity Commodity Cost Review - Calendar Year 2022 Huron-Kinloss

Hedged Accounts	
Hedge	
10%	\$12,279
Spot Market	
90%	\$69,876
Global Adjustment	\$80,729
Loss Amount	-\$6,370
LAS Total	\$157,075
RPP / TOU Total	\$162,508
Annual Program Savings / (Cost)	\$5,433

Streetlight Accounts	
Spot Market	
100%	\$8,003
Global Adjustment	\$10,593
Loss Amount	-\$588
LAS Total	\$18,009
RPP Total	\$23,787
Annual Program Savings / (Cost)	\$5,778

	2022	5 Year
Total Savings %	6%	5%
Total Savings/Cost \$	\$11,211	\$51,137





Huron-Kinloss		LAS Electricity Commodity Cost Review Calendar Year 2022													
		Jan-22	Feb-22	Mar-22	Apr-22	May-22	Jun-22	Jul-22	Aug-22	Sep-22	Oct-22	Nov-22	Dec-22		
Hedged Accounts		Total Adjusted Usage (kWh) * See Note 1	162,050	149,242	167,352	130,444	114,203	111,983	121,579	117,000	110,343	158,738	180,818	156,750	
		Unadjusted / Metered Usage (kWh)	149,572	137,960	154,868	120,344	105,139	103,110	111,931	107,705	101,655	146,650	167,159	145,006	
		Enrolled Accounts	39	39	39	39	39	39	39	39	39	39	39	39	
Hedge 10%		Hedge Price Including Program Fees (\$/kWh)	\$0.0000	\$0.0000	\$0.0000	\$0.0000	\$0.0000	\$0.0000	\$0.0000	\$0.0000	\$0.0000	\$0.0715	\$0.0715	\$0.0715	
		LAS Program Hedge (kWh)	0	0	0	0	0	0	0	0	0	57,181	55,472	59,148	
Spot Market 90%		Cost of Hedge Including LAS Program Fee	\$0.00	\$0.00	\$0.00	\$0.00	\$0.00	\$0.00	\$0.00	\$0.00	\$0.00	\$4,086.72	\$3,964.55	\$4,227.31	
		Weighted Avg. Spot Market Price (\$/kWh)	\$0.0443	\$0.0408	\$0.0382	\$0.0290	\$0.0332	\$0.0389	\$0.0606	\$0.0858	\$0.0616	\$0.0454	\$0.0320	\$0.0559	
Global Adjustment		LAS Program Spot (kWh)	162,050	149,242	167,352	130,444	114,203	111,983	121,579	117,000	110,343	101,557	125,346	97,602	
		Cost of Spot Market Electricity	\$7,170.70	\$6,093.57	\$6,399.54	\$3,786.79	\$3,791.54	\$4,360.63	\$7,365.28	\$10,033.93	\$6,798.22	\$4,614.77	\$4,006.07	\$5,454.97	
Loss Amount		Global Adjustment Market Charge (\$/kWh)	\$0.0483	\$0.0502	\$0.0550	\$0.0592	\$0.0597	\$0.0829	\$0.0848	\$0.0487	\$0.0401	\$0.0050	\$0.0474	\$0.0596	
		Unadjusted / Metered Usage (kWh)	149,572	137,960	154,868	120,344	105,139	103,110	111,931	107,705	101,655	146,650	167,159	145,006	
LAS Total		Cost of Global Adjustment	\$7,224.34	\$6,925.58	\$8,517.71	\$7,124.35	\$6,276.82	\$8,547.82	\$9,491.76	\$5,245.25	\$4,076.38	\$733.25	\$7,923.33	\$8,642.38	
RPP, Time-of-Use		Loss Amount (\$) - Line Loss Adjustment	-\$523.04	-\$475.13	-\$486.22	-\$292.77	-\$279.71	-\$371.34	-\$815.71	-\$785.51	-\$580.19	-\$638.41	-\$622.53	-\$699.30	
RPP / TOU Total		Total Cost LAS Program	\$13,919	\$12,591	\$14,478	\$10,665	\$9,835	\$12,584	\$16,288	\$14,540	\$10,341	\$8,843	\$15,318	\$17,672	
		Avg LAS Price per kWh (incl. GA)	\$0.0859	\$0.0844	\$0.0865	\$0.0818	\$0.0861	\$0.1124	\$0.1340	\$0.1243	\$0.0937	\$0.0557	\$0.0847	\$0.1127	
		TOU Rate	\$0.10	\$0.10	\$0.11	\$0.11	\$0.11	\$0.11	\$0.11	\$0.11	\$0.11	\$0.11	\$0.10	\$0.10	
		Unadjusted / Metered Usage (kWh)	149,572	137,960	154,868	120,344	105,139	103,110	111,931	107,705	101,655	146,650	167,159	145,006	
		Comparable Time-of-Use (RPP) Cost * See Note 2	\$14,461	\$14,083	\$16,846	\$13,090	\$11,437	\$11,216	\$12,175	\$11,716	\$11,058	\$15,952	\$16,319	\$14,156	
Hedged Accounts Annual Program Savings / (Cost)		\$5,433 Monthly Savings / (Cost)	\$542	\$1,492	\$2,368	\$2,425	\$1,601	-\$1,368	-\$4,113	-\$2,825	\$716	\$7,109	\$1,001	-\$3,516	
Streetlight Accounts		Total Usage (kWh)	21,407	19,476	18,869	16,979	16,294	14,886	15,790	16,903	17,225	19,662	20,268	21,058	
		Unadjusted / Metered Usage (kWh)	19,861	18,068	17,496	15,732	15,089	13,782	14,619	15,658	15,968	18,232	18,800	19,545	
		Enrolled Accounts	4	4	4	4	4	4	4	4	4	4	4	4	
Spot Market		Average Spot Market Price - (\$/kWh) * See Note 3	\$0.04	\$0.04	\$0.03	\$0.02	\$0.02	\$0.04	\$0.06	\$0.05	\$0.04	\$0.04	\$0.03	\$0.05	
		Cost of Spot Purchase (Including LAS Program Fee)	\$861.13	\$700.94	\$642.18	\$378.86	\$294.92	\$308.42	\$695.03	\$979.72	\$817.68	\$760.72	\$568.21	\$995.56	
Global Adjustment		Global Adjustment Market Charge (\$/kWh)	\$0.0483	\$0.0502	\$0.0550	\$0.0592	\$0.0597	\$0.0829	\$0.0848	\$0.0487	\$0.0401	\$0.0050	\$0.0474	\$0.0596	
		Unadjusted / Metered Usage (kWh)	19,861	18,068	17,496	15,732	15,089	13,782	14,619	15,658	15,968	18,232	18,800	19,545	
Loss Amount		Cost of Global Adjustment	\$959.27	\$907.00	\$962.30	\$931.31	\$900.84	\$1,142.49	\$1,239.67	\$762.56	\$640.33	\$91.16	\$891.14	\$1,164.87	
		Loss Amount (\$) - Line Loss Adjustment	-\$62.85	-\$51.33	-\$47.44	-\$28.20	-\$22.19	-\$23.22	-\$51.19	-\$72.31	-\$59.89	-\$85.40	-\$41.28	-\$72.32	
LAS Total		Total Cost LAS Program	\$1,758	\$1,557	\$1,657	\$1,282	\$1,174	\$1,428	\$1,884	\$1,670	\$1,398	\$796	\$1,418	\$2,088	
		Avg LAS Price per kWh (incl. GA and LAS fee)	\$0.0821	\$0.0799	\$0.0825	\$0.0755	\$0.0720	\$0.0959	\$0.1193	\$0.0988	\$0.0812	\$0.0405	\$0.0700	\$0.0992	
RPP, Tiered		RPP Usage - Lower Tier Price (kWh)	2,135	2,087	2,114	2,112	2,130	2,094	2,132	2,126	2,078	2,135	2,120	2,083	
		RPP Usage - Higher Tier Price (kWh)	19,271	17,389	16,755	14,867	14,164	12,792	13,658	14,777	15,148	17,527	18,147	18,975	
		Lower Tier Price (\$ per kWh)	0.0908	0.0940	0.0980	0.0980	0.0980	0.0980	0.0980	0.0980	0.0980	0.0980	0.0980	0.0870	0.0870
		Higher Tier Price (\$ per kWh)	0.1001	0.1068	0.1150	0.1150	0.1150	0.1150	0.1150	0.1150	0.1150	0.1150	0.1150	0.1030	0.1030
RPP / Tiered Total		Comparable RPP Cost * See Note 4	\$2,123	\$2,052	\$2,134	\$1,917	\$1,838	\$1,676	\$1,780	\$1,908	\$1,946	\$2,225	\$2,054	\$2,136	
Streetlight Accounts Annual Program Savings / (Cost)		\$5,778 Monthly Savings / (Cost)	\$365	\$496	\$577	\$635	\$664	\$249	-\$104	\$238	\$547	\$1,428	\$636	\$47	
Total Annual Program Savings / (Cost)		\$11,211													

- Notes**
- 1) We have assumed that all accounts are RPP/TOU eligible (i.e. under 250,000kWh/year consumption)
 - 2) Time-of-use (TOU) rates used for each month are based on the rates for that month with the following split: 55% off-peak, 22.5% mid-peak, and 22.5% on-peak.
 - 3) This price represents the average HOEP for the hours of operation of a typical streetlight account using an approved streetlight profile.
 - 4) RPP rates for the period reviewed are: for January 01, 2022 to January 17, 2022 9.8/11.5 cents/kWh, for January, 18 2022 to February 07, 2022 8.2/8.2 cents/kWh, for February 08, 2022 to October 31, 2022 9.8/11.5 cents/kWh and for November 1, 2022 to December 31, 2022 8.7/10.3 cents/kWh