



BMROSS
engineering better communities

Reserve Capacity & Vacant Lot Inventory Update

MARCH 3, 2025

Updated Customer Counts

Number of Water Customers	Lakeshore	Ripley	Lucknow	Whitechurch
Connected	2,507	448	689	42
Not Connected (private service, municipally owned without servicing, constrained)	113	20	132	12
Infill Lots (Not Connected)	270	45	57	6
Development Commitments (Total units)	56	182	177	0

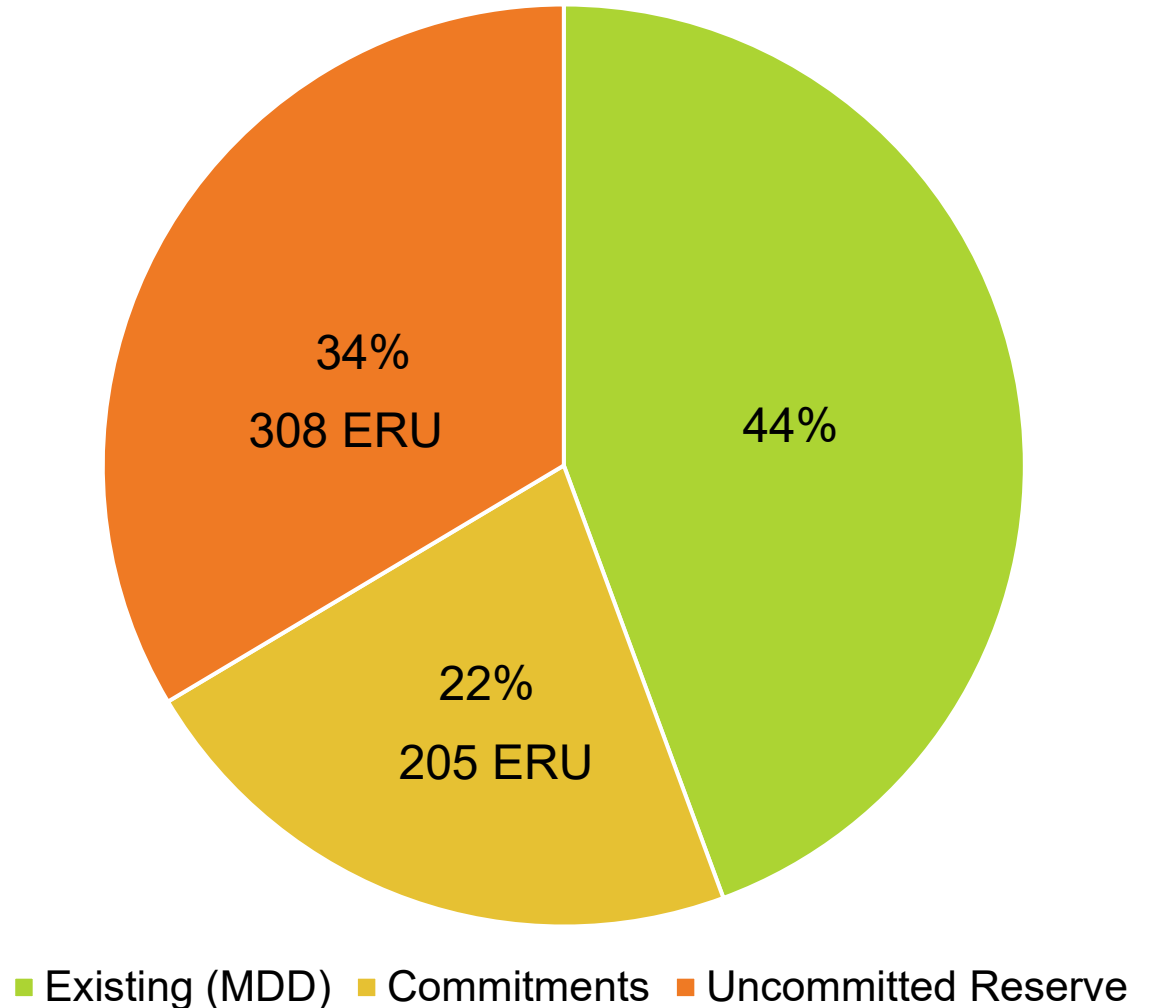
Number of Wastewater Customers	Ripley	Lucknow
Connected	453	672
Not Connected (private service, municipally owned without servicing, constrained)	20	131
Infill Lots (Not Connected)	46	57
Development Commitments (Total units)	182	177

Note: Connected properties includes metered properties, municipal properties (with services), properties in ACW and North Huron.

Reserve Capacity – Ripley DWS

- ▶ Expressed as Equivalent Residential Unit (ERU), which is the design flow associated with a single detached residential unit.
- ▶ 205 ERU in commitments
 - ▶ Includes infill lots
- ▶ 308 ERU in uncommitted capacity (108 if considering 'firm capacity')

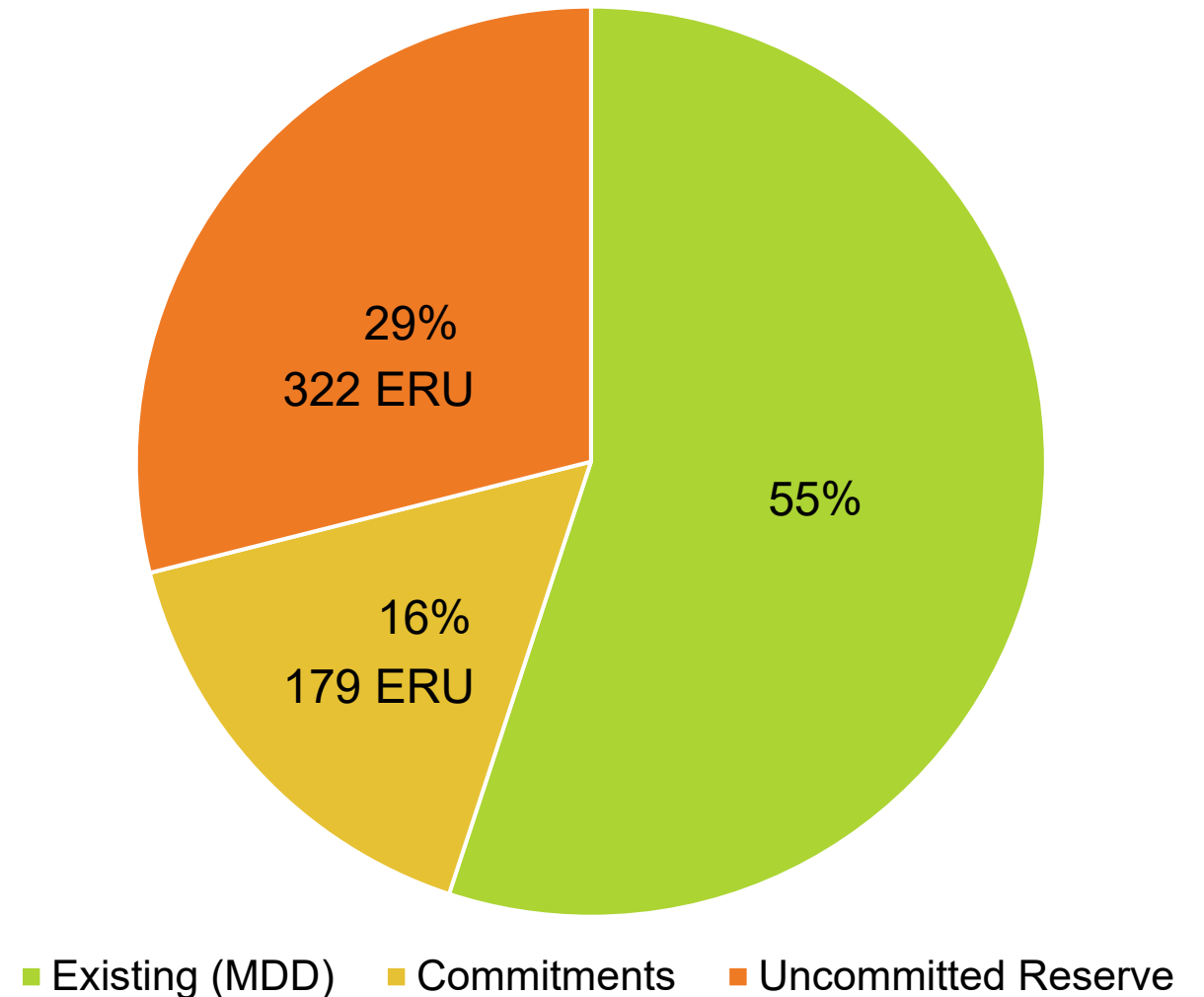
Ripley DWS Reserve Capacity (Rated Capacity)



Reserve Capacity – Lucknow DWS

- ▶ 179 ERU in commitments
 - ▶ Includes infill lots
- ▶ 322 ERU in uncommitted capacity (-92 ERU if considering 'firm capacity')

Lucknow DWS - Reserve Capacity (Rated Capacity)

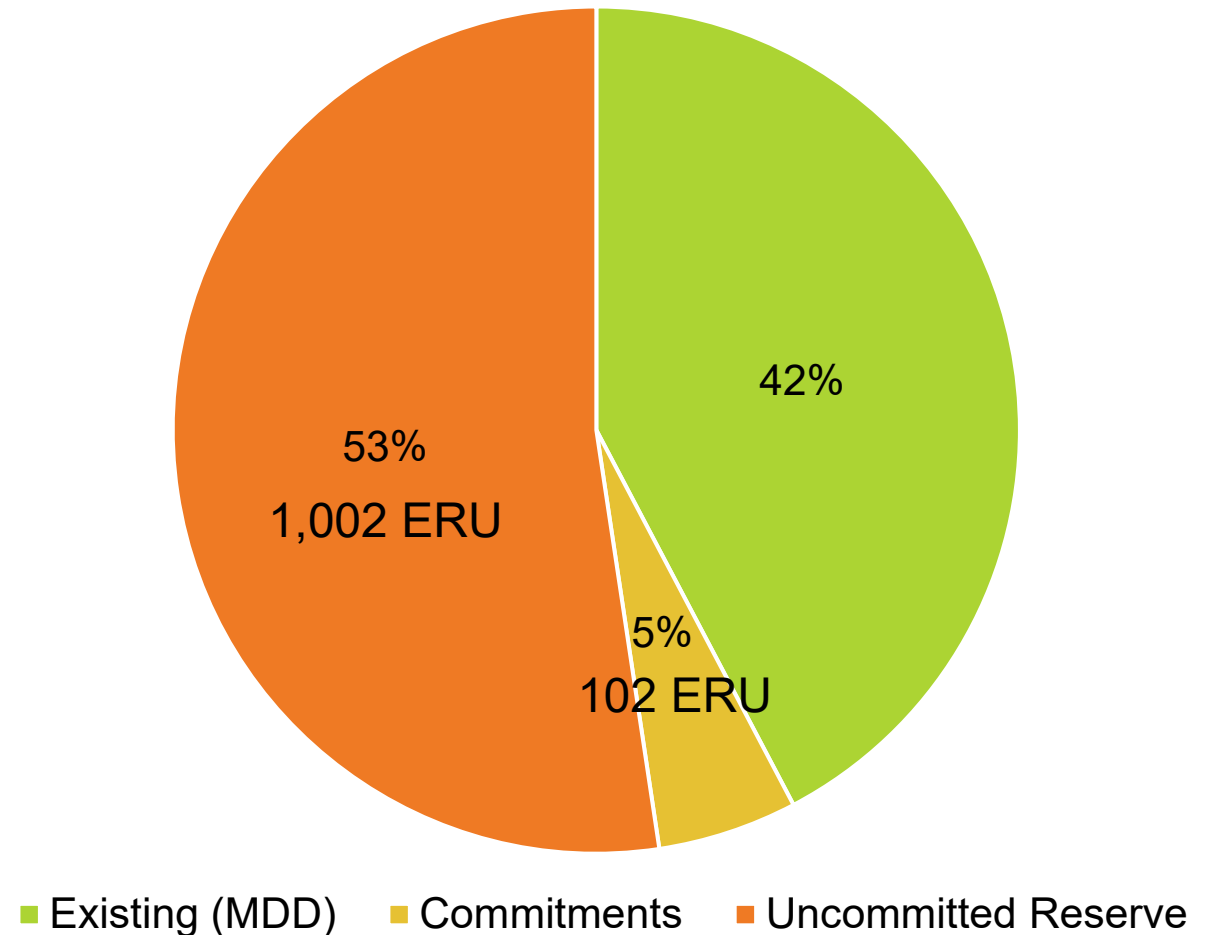


Reserve Capacity – Lakeshore North DWS

- ▶ 102 ERU in commitments
 - ▶ Includes infill lots
- ▶ 1,002 ERU in uncommitted capacity (-306 ERU if considering 'firm capacity')

5

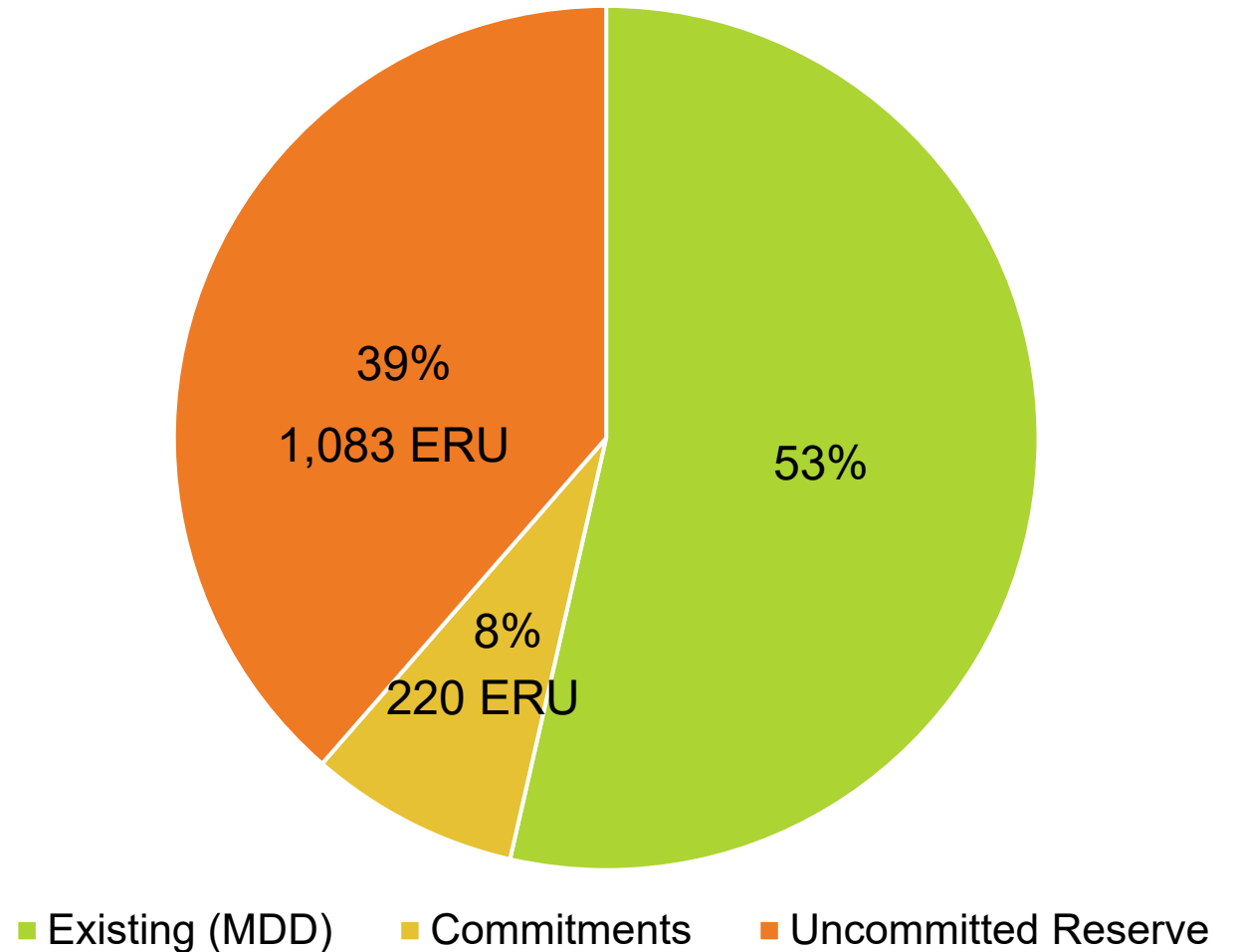
Lakeshore North - Reserve Capacity (Rated Capacity)



Reserve Capacity – Lakeshore South DWS

- ▶ 220 ERU in commitments
 - ▶ Includes infill lots
- ▶ 1,083 ERU in uncommitted capacity (-476 ERU if considering 'firm capacity')

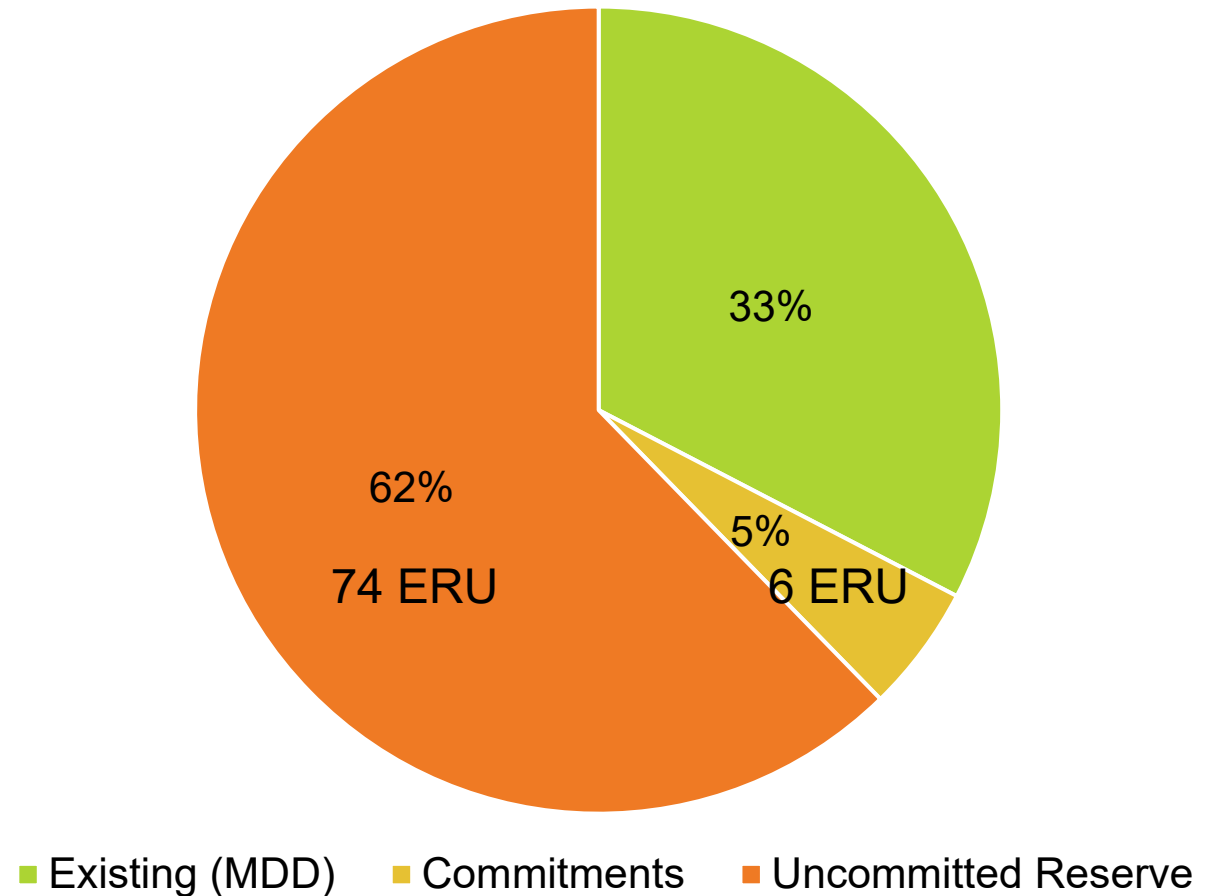
Lakeshore South - Reserve Capacity (Rated Capacity)



Reserve Capacity – Whitechurch DWS

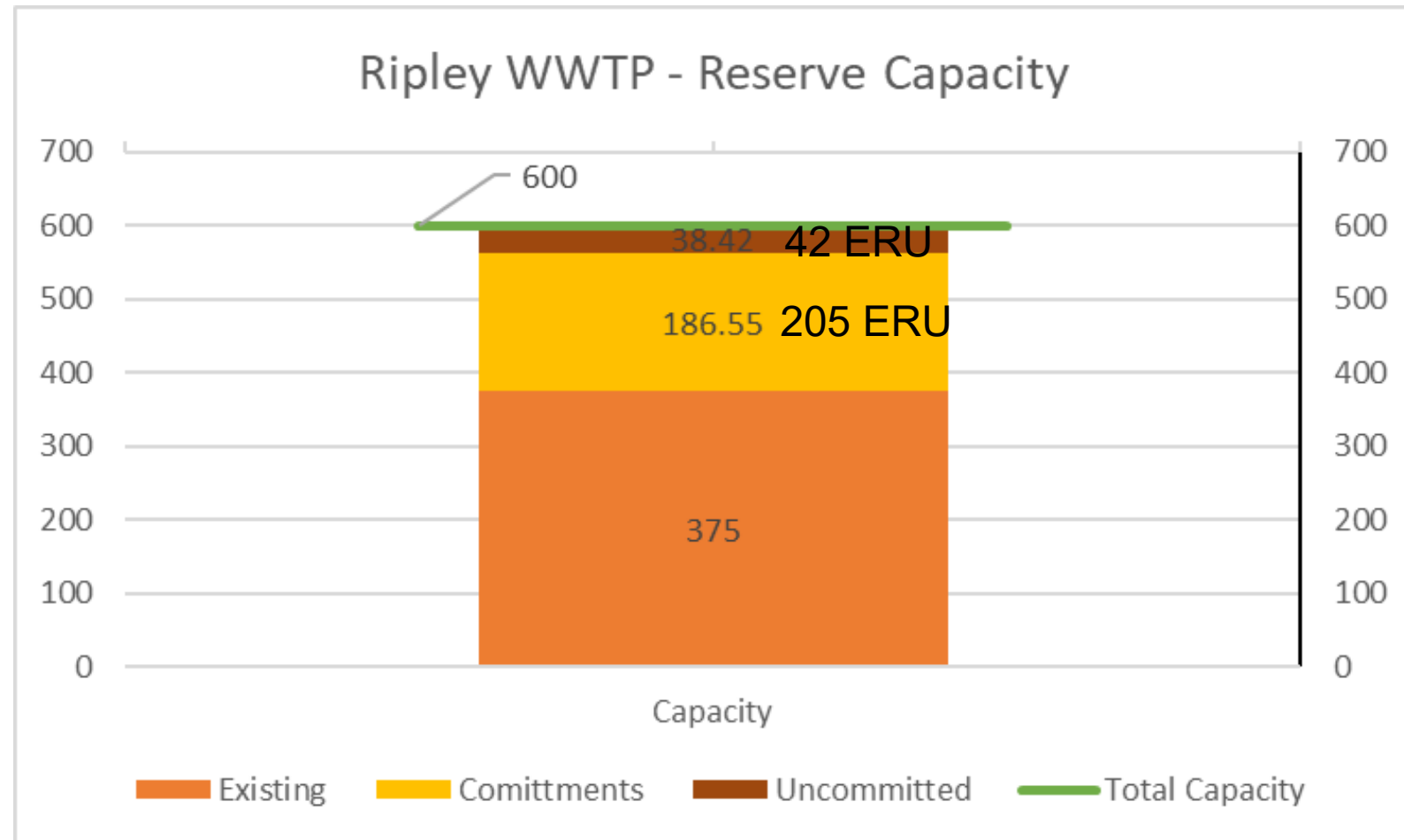
- ▶ 6 ERU in commitments
 - ▶ Infill lots
- ▶ 74 ERU in uncommitted capacity.

Whitechurch DWS - Reserve Capacity (Rated Capacity)



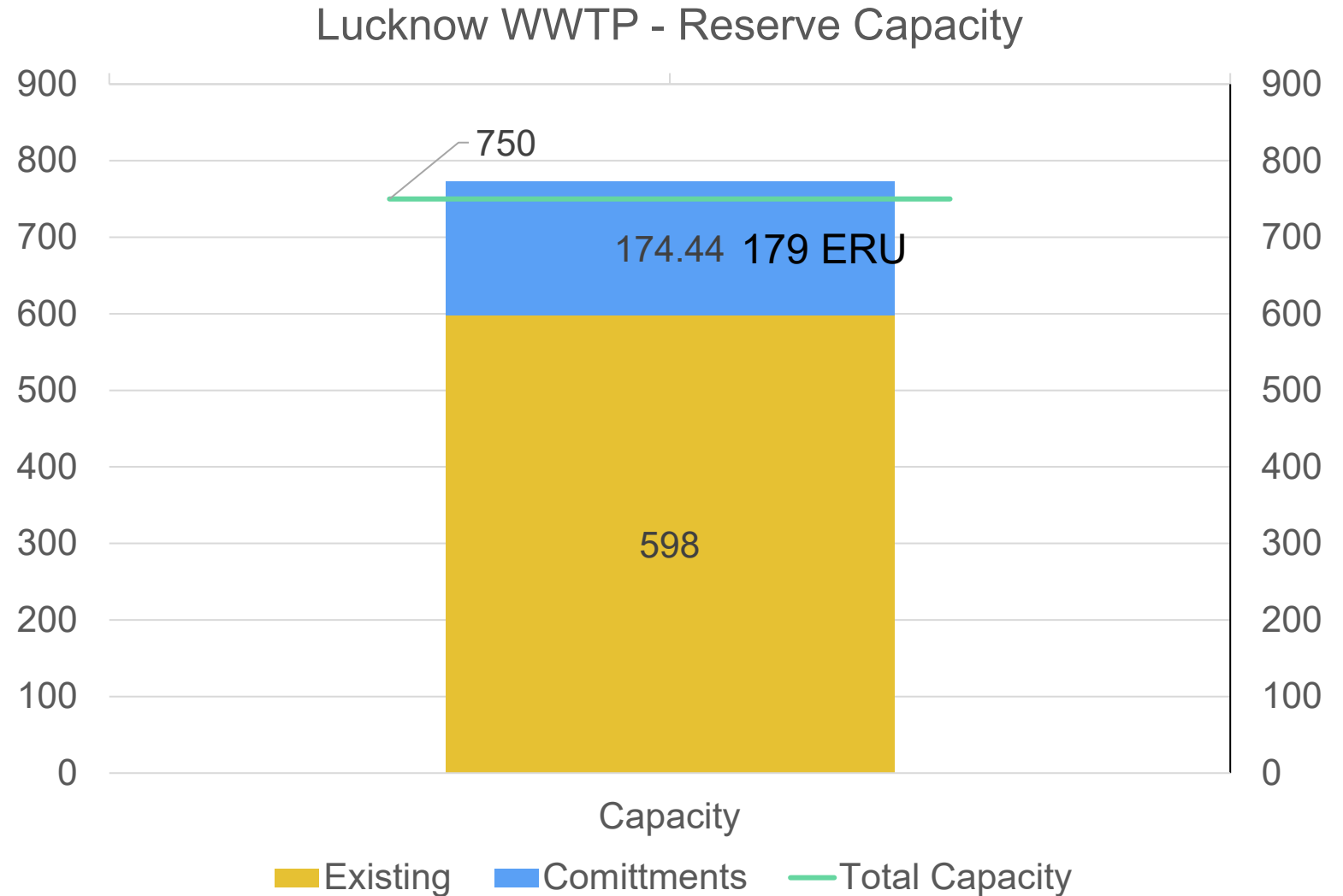
Reserve Capacity – Ripley Wastewater

- Capacity = 600 m³/day
- Uncommitted capacity is 38.42 m³/day or 42 ERU
- Ripley WWTP is operating at 63%



Reserve Capacity – Lucknow WWTP

- Capacity = 750 m³/day
- Overcommitted by 22 m³/day or 22 ERU
- Lucknow WWTP is operating at 80% capacity



Reserve Capacity Summary

- ▶ Need for increased wastewater capacity in Ripley and Lucknow will depend on the timing of the proposed developments.
- ▶ Township is pursuing an allocation policy as recommended in the Master Plan.
 - ▶ Allocation policy will allow the Township to reallocated capacity to ensure it is not held by developments that are not proceeding in a timely manner.
 - ▶ This will allow the Township to better judge the need and timing for the eventual wastewater treatment capacity expansions in Ripley and Lucknow.

Updated Lakeshore Lot Inventory

- New PPS as of October 2024
- Potential to add 47 acres as a 'minor rounding out' to the Lakeshore Settlement Area.
 - Could be supported with partial services (municipal water and individual septic systems).
- Could be pursued through OP amendment in the future.

Category	Potential No. of Units in Master Plan – June 2, 2023	Potential No. of Units as of October 1, 2024
Proposed and unbuilt units	144	56
Infill lots	195	264
Vacant residential or future development lands	210 (based on 42 ha at 5 units/ha)	196 (based on 39 ha at 5 units/ha)
Total potential units	549	516
Forecasted units (high growth)	611	611
Units not accommodated in existing and future lot inventory	62	95
Additional land required (at 5 units/ha)	12 ha (30 acres)	19 ha (47 acres)



Questions & Comments